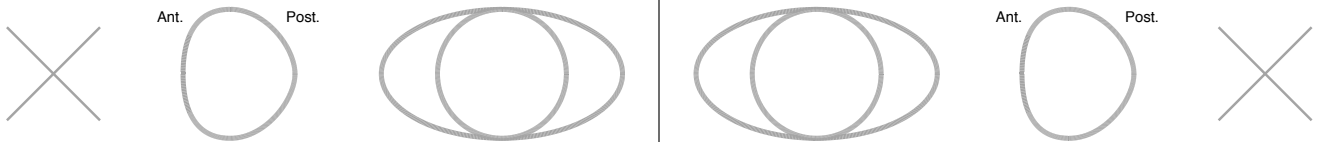




**External Ocular Examination**

Pupils: P E R R L A Marcus Gunn + - D C N diam = mm D C N diam = mm

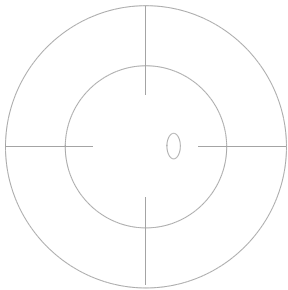
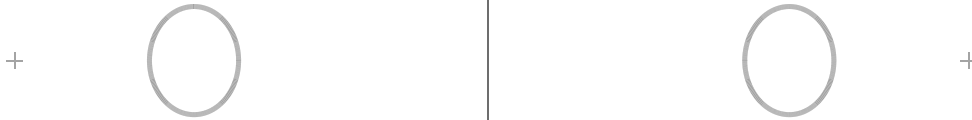
Angle..... Depth ..... Anterior Chamber Angle..... Depth .....



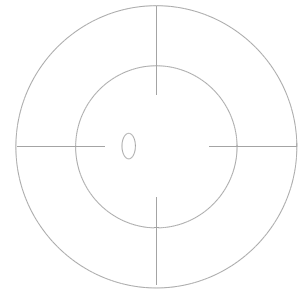
**Internal Ocular Examination**

Mydriasis Y / N time:

Agents Used:



.....  
 .....  
 .....  
 .....  
 .....



..... R IOP L .....  
 method..... time .....

**Current glasses**

Date prescribed	Form of lenses
Dist	UNAVAILABLE TO CANDIDATE
Near	

VA	Near VA	VA
----	---------	----

**Refraction**

V	PD .....	V
Retinoscopy		
Subjective		
VA	ADD Near VA	VA

**Contrast**

Edge contrast sensitivity
20dB VA low contrast chart

**Diagnosis, Advice and Action**

.....  
 .....  
 .....  
 .....  
 .....  
 .....

**Motility and Binocular Vision**

Excursions .....	NPC .....
Cover Test D .....	N .....
Amp Acc .....	Acc Fac +1 .....
NRA .....	PRA .....
MEM/Binoc Xcyl .....	Verg Fac .....

**Phoria**

	Hor	Ver
D		
N		

**Fusional Reserves**

	PRC			NRC		
D						
N						

AC/A +2 ..... +1 ..... 0 ..... -1 ..... -2 .....

**Colour Vision**

Ishihara ..... D15 ..... Diagnosis .....

**Visual Fields**

Confrontation ..... Amsler R L

Other .....

Automated summary .....

**Review Cycle**

.....